

ELEVATOR[®] 40 MOVE picking

ELECTRIC SYSTEM

Max. working height	4,00 m	
Max capacity	200 kg	
Number of people	1	
Use	Internal - External	
A	Closed machine height	1730 mm
B	Minimum platform height	290 mm
C	Maximum platform height	1950 mm
D		1000 mm
E	Base overall dimensions	715 mm
F		1425 mm
G	Cage dimensions	685 mm
H		580 mm
Machine weight	365 kg	
Driving wheels size	Ø 186 x 60 mm	
Idle rear wheels size	Ø 150 x 40 mm	



PICKING PLATFORM

I	Dimensions	500 mm
L		680 mm
Adjustment	Electric	
J	Stroke	700 mm
Min. height from the ground	850 mm	
Maximum height from the ground	2875 mm	
Capacity	100 kg	

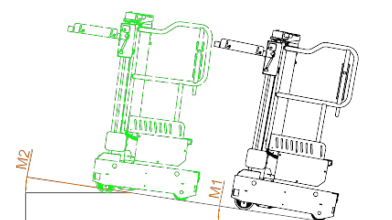
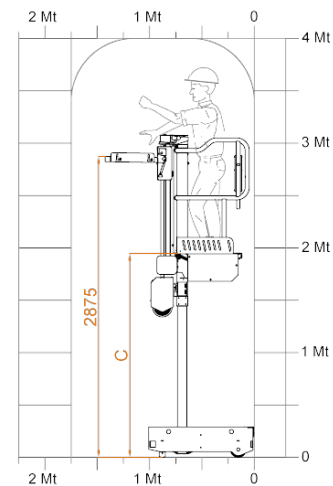
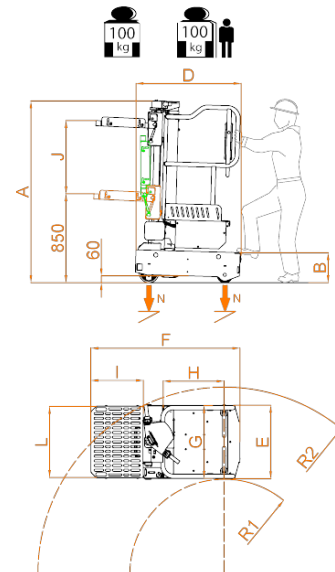
PERFORMANCE

Power supply	24V	
Batteries	2 AGM 12V 45 Ah	
Battery charger	115V-230V 50/60HZ	
M1	Maximum climbing ability	15%
M2	Surmountable landing slope	15%
R1	Internal turning radius	900 mm
R2	External turning radius	1780 mm
Max. speed (rising - descending)	0,15 m/s	
Maximum shifting speed	5 km/h	
N	Maximum pressure for wheel at full load **	1,85 kN

* There is an intermediate step.

** Maximum pressure whereas the weight of the platform plus the maximum load on the basket are completely distributed on one side of the platform (totally asymmetric load).

CE Complies with European regulations for man-up forklift trucks. UNI EN ISO 3691-1. In assessing compliance, only those standards whose proposed measures have been implemented were considered and only if a corresponding risk does indeed exist.



ELEVAN[®]40 MOVE picking

MANUAL SYSTEM

Max. working height	4,00 m	
Max capacity	200 kg	
Number of people	1	
Use	Internal - External	
A	Closed machine height	1730 mm
B	Minimum platform height	290 mm
C	Maximum platform height	1950 mm
D	Base overall dimensions	1360 mm
E		715 mm
G	Cage dimensions	685 mm
H		580 mm
Machine weight	345 kg	
Driving wheels size	Ø 186 x 60 mm	
Idle rear wheels size	Ø 150 x 40 mm	



PICKING PLATFORM

I	Dimensions	500 mm
L		700 mm
Adjustment		Manual
J	Stroke	980 mm
Min. height from the ground		670 mm
Maximum height from the ground		2975 mm
Capacity		100 kg

PERFORMANCE

Power supply		24V
Batteries		2 AGM 12V 45 Ah*
Battery charger		115V-230V 50/60HZ
M1	Maximum climbing ability	15%
M2	Surmountable landing slope	15%
R1	Internal turning radius	900 mm
R2	External turning radius	1780 mm
Max. speed (rising – descending)		0,15 m/s
Maximum shifting speed		5 km/h
N	Maximum pressure for wheel at full load **	1,8 kN

* There is an intermediate step.

** Maximum pressure whereas the weight of the platform plus the maximum load on the basket are completely distributed on one side of the platform (totally asymmetric load).

CE Complies with European regulations for man-up forklift trucks. UNI EN ISO 3691-1. In assessing compliance, only those standards whose proposed measures have been implemented were considered and only if a corresponding risk does indeed exist.

